







Summerville Middle School Virtual Learning Parent Success Guidance

<p>Know your child's online learning schedule</p>	<div style="text-align: center;">  </div> <ol style="list-style-type: none"> 1. Write out the assigned schedule, and help him or her create a more detailed schedule for practice, reading, etc. 2. Hang the schedule where both of you can easily reference it. 3. Protect this time from interruptions.
<p>Become a guardian in Google Classroom</p> <div style="text-align: center;">  </div>	<div style="text-align: center;">  </div> <ol style="list-style-type: none"> 1. Share your email with your child's teacher. 2. A teacher will send an invitation to join through your email. Accept it. 3. You will receive a daily or weekly summary of progress with missing and incoming work. You can also view new teacher posts.
<p>Connect weekly with teachers</p> <div style="text-align: center;">  </div>	<ol style="list-style-type: none"> 1. Know each teacher's name, email, and other contact information. 2. Find out what their preferred communication method is (Dojo, Remind 101, phone, text, etc.) and when they are available for parent contacts. 3. Reach out with any questions or concerns you have based on the Google Classroom summary. Mondays are the best days to connect with teachers.
<p>Use Infinite Campus</p> <div style="text-align: center;">  </div>	<div style="text-align: center;">  </div> <p>To sign up as a new user, you need your child's birthdate and social security number. You can monitor grades, check for completed assignments and county-wide announcements.</p>
<p>Stay connected</p>	<p>It is important that your child continues to feel connected to the school.</p> <ol style="list-style-type: none"> 1. Follow SMS on Facebook and monitor the website. 2. Involve him/ her in school activities or programs. This includes using the library, picking up meals, participating in initiatives, and more.