



With Infinite Campus-Parent Portal you can be up-to-date with:

- Grades
- Attendance
- Assignments
- Announcements
- Address Information, etc.



Sign up today!

1. Go to www.chattooga.k12.ga.us, click on Infinite Campus Parent Portal.



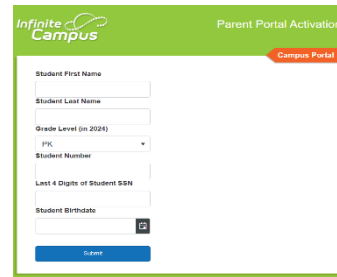
2. Next you will click on CAMPUS PARENT.



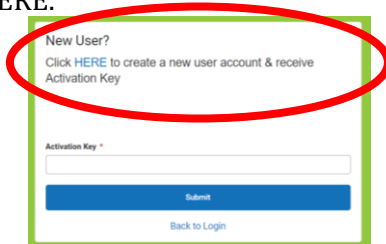
3. Click NEW USER to get your activation key before clicking on the link at the top.



5. You must then enter your student's information (First & Last Name, Grade, Student#, last 4 of SS#, & Birthday) to look up your Activation Key AND Click on Your Name.

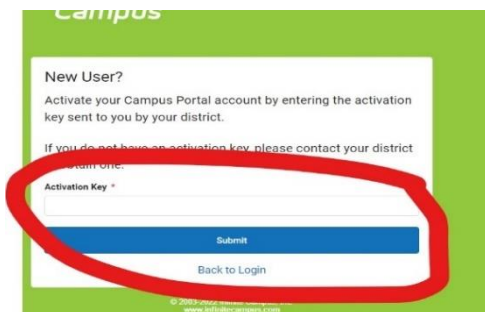


4. Click HERE.



6. Screenshot, Copy, or write down your Activation Key and Click CREATE PORTAL ACCOUNT.

7. Paste or Type in your Activation Key and click SUBMIT.



Final Steps:

- On the last page, it will say "Welcome with your Name" and ask you to setup a *USERNAME* & *PASSWORD*.
- After you SUBMIT, you can access your account at any time by going to the district webpage and selecting Parent Portal to login.
- Mobile Device Apps are also available for download.

